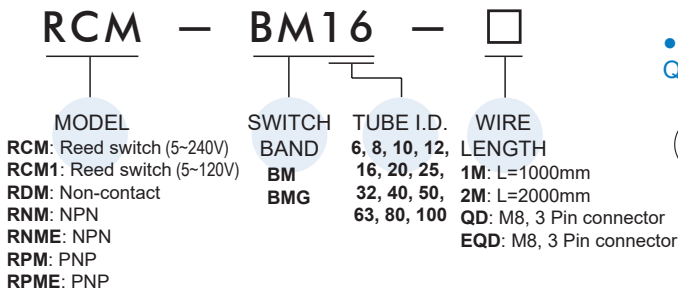
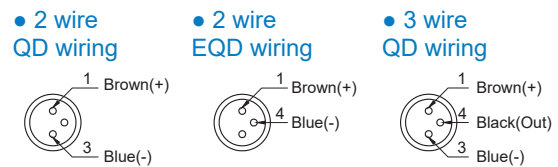




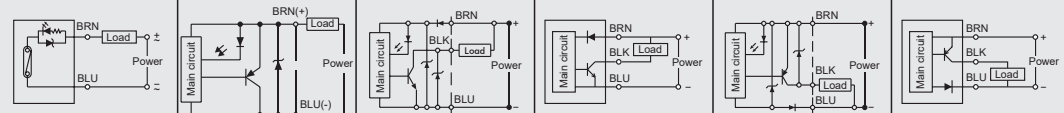
Order example * Special order is available.



Wiring of the QD



Specification

Model	RCM (RCM1)	RDM	RNM	RNME	RPM	RPME
Wiring method	2 wire		3 wire			
Switching logic	SPST N.O.	Solid state output, normally open				
Switch Type	Reed switch	Non-contact	NPN current sinking		PNP current sourcing	
Operating voltage	5~240V DC/AC (5~120V DC/AC)	10~30V DC	5~28V DC	5~30V DC	5~28V DC	5~30V DC
Switching current	100mA max.	50mA max.	50mA max.	200mA max.	50mA max.	200mA max.
Switching rating (*1)	10W max.	1.5W max.	1.5W max.	6W max.	1.5W max.	6W max.
Current consumption (*5)	—		10 mA@24V DC max.	6 mA@24V DC max.	10 mA@24V DC max.	6 mA@24V DC max.
Voltage drop (*5)	3.5V max.	3.7V max.	1.5V max.	0.5V max.	1.5V max.	0.5V max.
Leakage current (*5)	—	0.1mA max.	0.01mA max.			
Indicator	Red LED				Green LED	
Cable	ø3.3, 2C, PVC		ø3.3, 3C, PVC			
Temperature range	-10~+70°C (No freezing)					
Shock (*2)	30G		50G			
Vibration (*3)	9G					
Enclosure classification	IEC 60529 IP67					
Protection circuit (*4)	1		3,4			
Weight	33 g (2m cable)					
Connect diagram						

* 1. Warning: Never exceed rating (watt=voltage×amperage). Permanent damage to sensor will occur.

* 6. Caution for safety please refer to page 9-3~4.

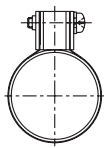
* 2. Sin wave / X.Y.Z. 3 directions / 3 times each direction / 11ms each time.

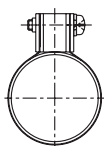
* 3. Double amplitude 1.5mm/10Hz~55Hz~10Hz(Sweep 1min)/X.Y.Z. 3 directions/1 hour each time.

* 4. 1=None / 2=Short-circuit / 3=Power source reverse polarity / 4=Surge suppression.

* 5. It bases on conditions of voltage 24V DC, ambient temp. 25°C and cable 2M length. Voltage drop increases in pace with cable length.

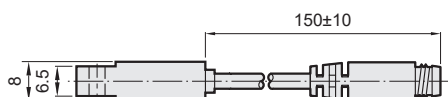
Assembling style

Picture	Model		MCMA	MCMB MCKMB	MCMBR*	MCMBL	MCMi	MCMIS	MCKMI	MCMJ	MCBMI MGT*	MSLL
	Band & Tube I.D.											
	BM6	6								●		
	BM8	8					●					
	BM10	10					●	●		●		
	BM12	12					●	●				
	BM16	16	●				●	●	●	●		
	BM20	20	●	●	●		●	●	●		●	
	BM25	25	●	●	●		●	●	●		●	
	BM32	32	●	●	●	●	●					
BM40	40	●	●	●	●	●					●	

Picture	Model		MCCG	MCCN	MCCH
	Band & Tube I.D.				
	BMG20	20	●	●	
	BMG25	25	●	●	●
	BMG32	32	●	●	●
	BMG40	40	●	●	
	BMG50	50	●	●	
	BMG63	63	●	●	
	BMG80	80	●		
	BMG100	100	●		

Dimension

QD connector



Standard lead wire

